





Fun with Friends

Picture reading

Look at this picture story.

Come dear
hen, let us go to
the village fair.

All right.
Let me bring my
chicks.




Now discuss with your friends.

1. How many ducklings and chicks can you see in the picture?
2. The duck and the hen — are they friends? How do you know?
3. How did the hen and the chicks cross the stream?
4. Have you ever helped your friend? How did you help?
5. Did you feel happy to help your friend?
6. Match the following animals with their young ones.

Animals



Duck



Hen



Cow



Cat



Dog

Young ones



Kitten



Calf



Puppy



Duckling



Chick



Chapter 1. Colours



0332CH01



Let us recite

You have a few crayons,
Red, yellow and blue.
Green, purple and black,
I have some too.



I need the red
and you need the black.
If we share our crayons,
we have a full pack!



A. Answer the questions. Write your answer in the given space.

1. How many children are there in the poem?

2. Why did the children want to share the crayons?

3. How can the children in the poem have a full pack?

B. Think and say.

1. The children in the poem shared their crayons. Do you share anything with your friends? What do you share?

2. You have only green, blue and red crayons. Talk in pairs what you would want to draw.

3. Now you have blue, green, red, yellow, brown and orange crayons. What can you draw? Draw here:



4. Rearrange the letters to find the hidden colour.

- a) LEBU _____
- b) LYLEWO _____
- c) RENEG _____
- d) RUPPEL _____
- e) NROBW _____




A. Say aloud.

This is a **green** **crayon**.

The word **green** begins with 'gr'.

The word **crayon** begins with 'cr'.

Now say these words aloud:



gr	green	grey	grass	grapes	grandmother
cr	crayon	crab	crane	crow	cradle
dr	draw	drum	dress	drop	dragon
pr	prince	princess	prize	pray	present

Form a sentence using each of these words and say it aloud.

Note to the teacher

You may read aloud each word slowly. Let the children listen to your pronunciation and repeat the word.

B. Have fun!

Here is a fun task for you! Look at the words.

Read out the COLOUR but not the words.

For example:

The word 'yellow' is written in green colour, so you should read **YELLOW** as GREEN instead of YELLOW for the first word.

YELLOW	BLUE	ORANGE
BLACK	RED	GREEN
PURPLE	YELLOW	RED
BLUE	ORANGE	BLACK



A. Words used to show actions are called action words.

Read the words given below. Circle the action words.

carrot	laugh	dance	leg	eat
cry	swim	potato	sleep	play
sun	dig	jump	run	book
face	write	cat	smile	push



B. Find the action words in the grid below.
One is done for you.

p	u	p	p	y	n	b	h
t	y	o	k	a	r	q	p
x	v	u	j	w	a	l	k
c	a	r	w	n	o	s	e
o	t	g	s	r	p	o	q
u	y	i	e	y	e	g	g
g	i	v	e	t	n	d	a
h	v	e	q	h	e	l	p

walk
yawn
pour
cough
give
see
open
help

C. There are 26 letters in the English alphabet. They are:

A	B	C	D	E	F	G	H	I
J	K	L	M	N	O	P	Q	R
S	T	U	V	W	X	Y	Z	

A



Anu eats an apple.

B



Basu has a bat and a ball.



C

Chandu likes cabbage and carrots.



D

Dinesh dances day and night.



E

Esha enjoys an elephant ride.



F

Faiz feeds a fish.



G

Govind goes to get guavas.



H

Hari helps Hemant.

Note to the teacher

Draw learners' attention to the letter repetition in each example.





I

I like ice-cream.



J

Jack just jumps down.



K

Kavita keeps the kittens on her knees.



L

Lata loves lemonade.



M

Madhav mixes milk and mango pulp.



N

Navneet writes his name on new notebooks.



O

Om opens a box of oranges.



P

Prema puts a pencil in her pocket.



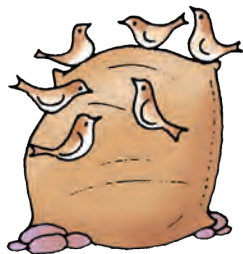
Q

Queue up quietly.



R

Radha rolls the red ribbon.



S

Six sparrows sit on a sack.



T

The teacher tells a tale.





U

Usha uses an umbrella.



V

Vishnu visits a village in a van.



W

We see a watchman near the white wall.



X

X is the last letter in ox, fox and box.



Y

Yasmeen and Yana are friends.



Z

Zebras graze in the zoo.

Let us arrange some words in alphabetical order.

Let us take names of five fruits to begin with:

CHERRY

APPLE

GRAPES

BANANA

ORANGE

Now arrange these words in alphabetical order.

Look at the first letter of each word.

Put them in the order of the alphabet.

Write down the word that begins with A first, B next and so on ...

So, the names of these fruits in alphabetical order would be:

APPLE

BANANA

CHERRY

GRAPES

ORANGE

Now, write these colours in alphabetical order:

YELLOW

BLUE

PURPLE

GREEN

RED







Clue



You all have friends, don't you? Like you, words also have friends.

Look at these words. Match each word with its friend-word.
Write the new word in the space given. The picture clue will help you. One has been done for you:

Word	Friend	New word	Clue
rain	paper	_____	
blue	ball	_____	
news	bow	rainbow	
basket	worm	_____	
earth	berry	_____	